



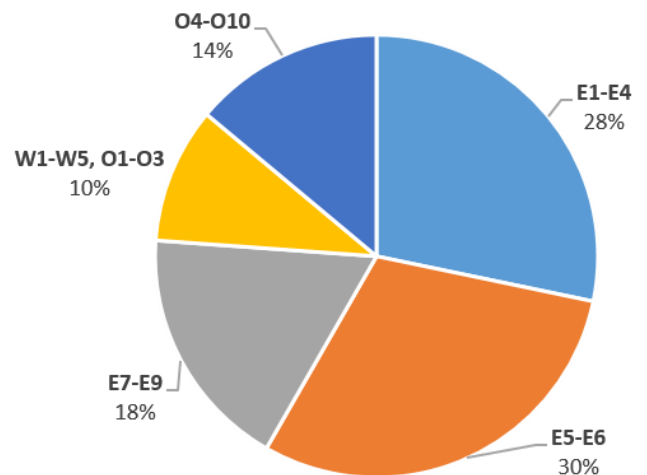
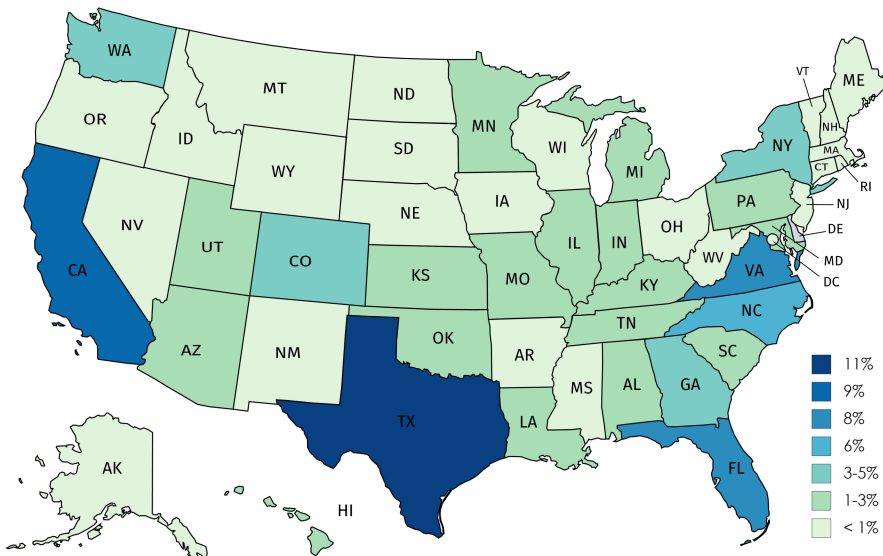
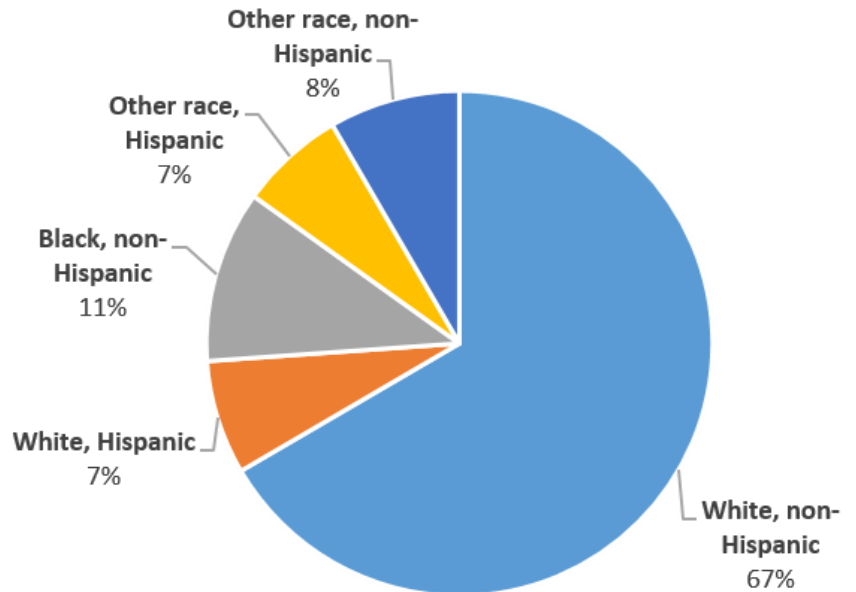
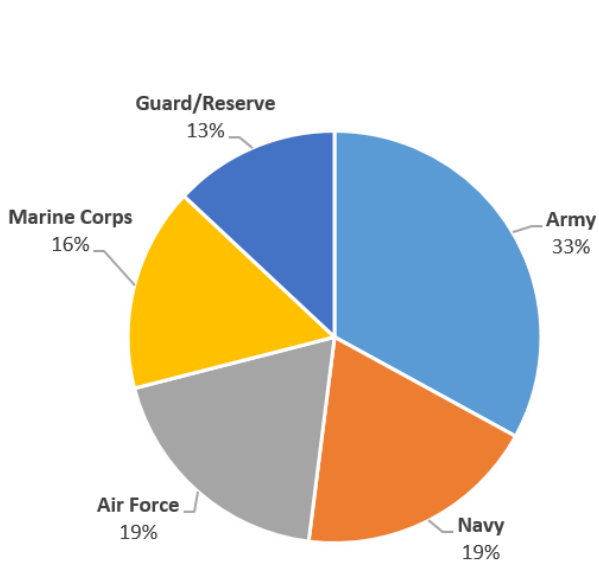
The Veterans Metrics Initiative

February 2017 Preliminary Update

Issue 2

The Veterans Metrics Initiative (TVMI) is a unique study about Veterans' experiences over the first three years of the transition from military to civilian life. TVMI includes a survey designed to help us understand and identify ways to improve the transition by asking about job, education, family, finances, health status, and program use following separation from military service.

In the Fall of 2016, nearly 50,000 Veterans who separated in the past three months from active duty or activated status were mailed an invitation to participate in TVMI. Of these, 9,566 Veterans completed the survey. Below we summarize some characteristics of the participants, comprised of 82% male respondents and 18% female respondents. Twenty-six percent had been deployed to a combat zone once, 16% deployed twice, 11% deployed three times, and 17% had deployed four or more times.



How are Veterans doing in their transition? What types of programs are they using?

EMPLOYMENT



- 58% of study participants reported being employed, 27% reported looking for work, and 15% of reported not being employed or looking for work.
- Among those employed, 79% reported being satisfied with their work.
- 54% used employment programs, and most study participants used online job banks (46% of users), followed by programs teaching resume writing and military skills translation, job placement, career fairs, career counseling and mentoring, and last, training and certification programs.

EDUCATION

- 21% reported that they were in school or pursuing technical or vocational training.
- Among them, 85% reported that their educational experiences are advancing their career goals.
- 50% used education benefits such as the GI Bill.
- 25% used educational programs, mostly programs that transferred military experiences to academic credit (80% of users), and few used scholarship and academic social support programs.



FINANCES



- 90% reported that they had stable housing, and 43% reported owning their own home.
- 53% reported that they had at least three months of income set aside.
- 73% reported that they were satisfied with their ability to pay for necessities.
- 38% of study participants used the VA home loan program to help buy a house.
- 24% used legal, financial, and housing programs, with 88% of users participating in financial planning programs.

HEALTH

- 62% of participants reported a chronic physical condition, illness, or disability.
- 34% reported an ongoing mental health concern.
- Of those with a chronic condition, common issues included chronic pain (71%), sleep problems (57%), anxiety (34%), depression (31%), and posttraumatic stress disorder (21%).
- 50% used a hospital or clinic (25% used VA clinics), and 13% used mental health counseling.
- 8% used programs to increase access to care, to treat TBI and PTSD, and to manage their weight and increase physical activity.



RELATIONSHIPS



- The majority of participants (88%) are in an intimate relationship and 62% are parents.
- 77% were satisfied with the area where they lived, and 57% indicated being satisfied with their sense of belonging in their community.
- 67% reported involvement in community activities.
- 12% of study participants used programs to improve social relationships with others, including with other veterans, others with disabilities, their families, and their communities.