

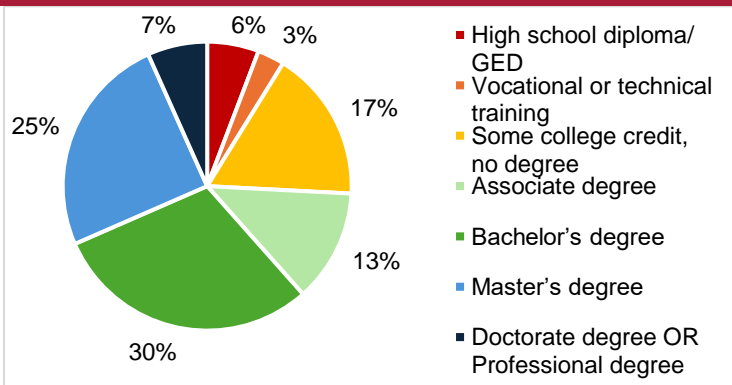
## Veterans' Education Attainment



Wave 8 data-collection effort of the Veterans Engaging in Transition Studies (VETS) was coordinated by the Clearinghouse for Military Family Readiness at Penn State in collaboration with the Arthur M. Blank Family Foundation, The Heinz Endowments, the May & Stanley Smith Charitable Trust, and the Wounded Warrior Project. VETS was an extension of a large, longitudinal study called [The Veterans Metrics Initiative: Linking Program Components to Post-Military Well-Being](#) (TVMI). During TVMI implementation, six waves of data were collected from almost 10,000 post-9/11 veterans who had separated from military service in 2016. In 2020, of the original sample, 3,514 veterans voluntarily chose to participate in the Wave 7 data-collection effort via the online VETS Survey. Between March 2023 and April 2023, 2,970 post-9/11 veterans completed the Wave 8 VETS Survey; at that time, they were about 78 months or 6.5 years post-discharge/separation.

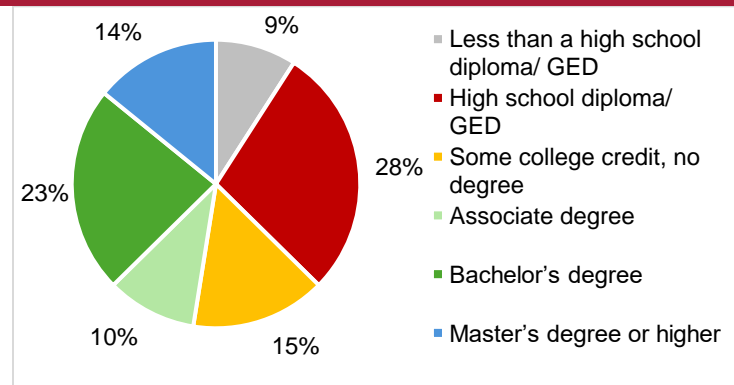
At each data-collection wave, veterans were asked to choose one of the following response options regarding their highest degree or level of education completed: High school diploma/GED, Post-high school vocational or technical training (excluding military training); Some college credit, no degree; Associate degree (e.g., AA, AS); Bachelor's degree (e.g., BA, BS); Master's degree (e.g., MA, MS, MEng, MEd, MSW, MBA); Doctorate degree (e.g., PhD, EdD); or Professional degree beyond a Bachelor's degree (e.g., MD, DDS, DVM, LLB, JD).

### VETS Wave 8 Highest Educational Level Attained



According to data collected at Wave 8 (6.5 years post-discharge/separation), 62% of veterans had attained a bachelor's degree or higher. Statistics show that within the civilian population, 37% of U.S. adults aged 25 and older had attained a bachelor's degree or higher in 2022 (U.S. Census Bureau, 2023). The National Center for Education Statistics (2022) found a similar portion (40%) of U.S. adults over 25 had attained a bachelor's degree or higher.

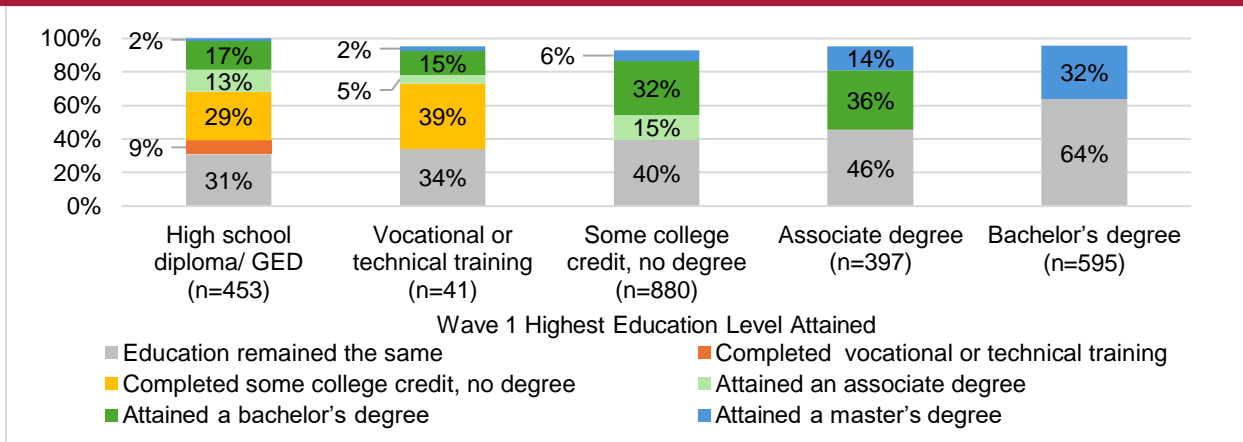
### U.S. Census Bureau Highest Educational Level Attained



### References

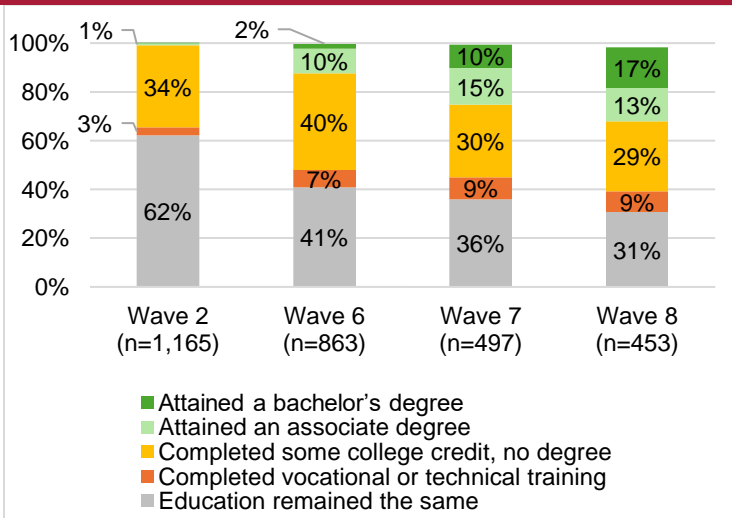
- National Center for Education Statistics. (2022). *Educational attainment*. Fast Facts. <https://nces.ed.gov/fastfacts/display.asp?id=27>
- U.S. Census Bureau. (2023, February 16). *Census Bureau releases new educational attainment data*. <https://www.census.gov/newsroom/press-releases/2023/educational-attainment-data.html>

## Change in Educational Level Attained Between Wave 1 and Wave 8



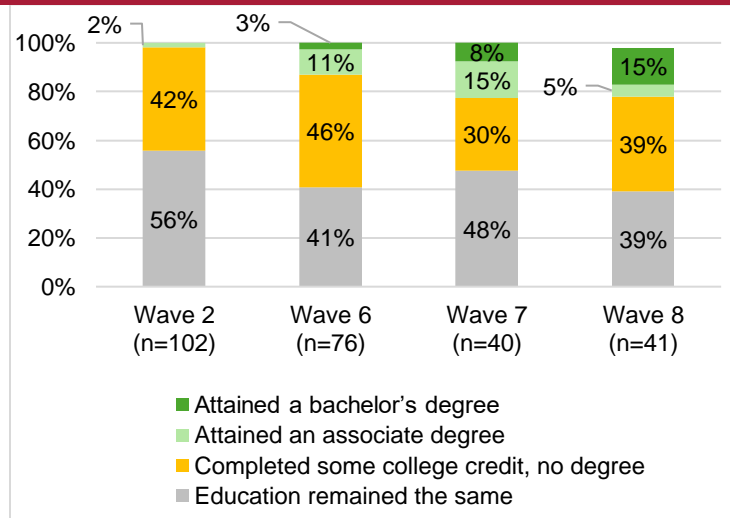
Note. In the graphs, below, each level of educational attainment (except bachelor's degree) at Wave 1 is examined over multiple waves.

### High School/GED Graduates Over Time



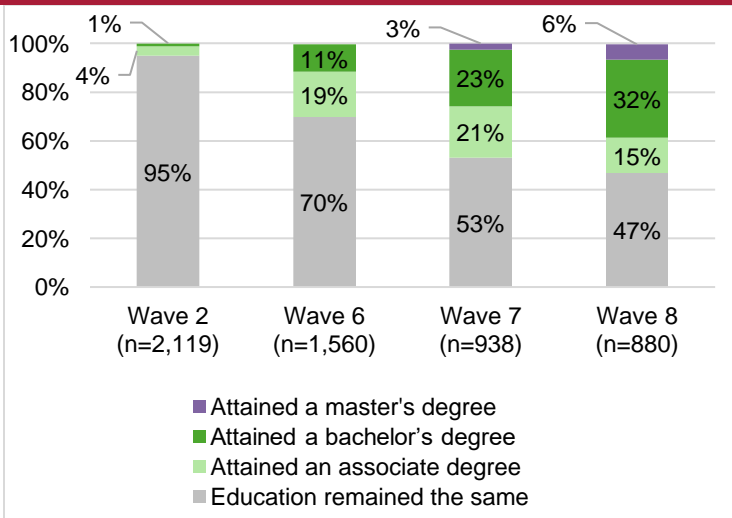
Note. The above chart includes only those individuals whose highest educational attainment at Wave 1 was a high school diploma or GED.

### Vocational/Technical Training Graduates Over Time



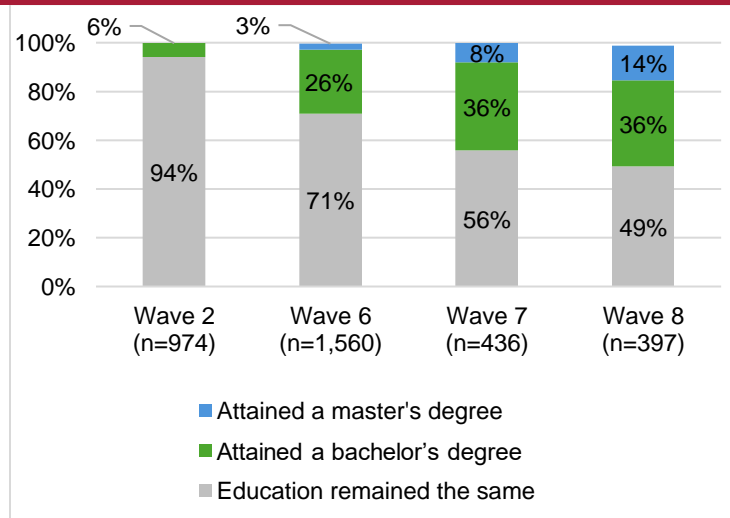
Note. The above chart includes only those individuals whose highest educational attainment at Wave 1 was vocational or technical training.

### Some College Credit, No Degree Over Time



Note. The above chart includes only those individuals whose highest educational attainment at Wave 1 was some college credit, no degree.

### Associate Degree Graduates Over Time



Note. The above chart includes only those individuals whose highest educational attainment at Wave 1 was an associate degree.